

FY27 Fiscal Budget

Municipal Budget

Community Meeting - March 28, 2026

Town Administrator Lisa Wong

Superintendent Jennifer Voyik

Town of South Hadley

Agenda

Budget Purpose	03
Budget Forecasting	04
Budget Document	05
Historical Revenue	06
Expenditure Trends	07
Fiscal Year 2027 Overview	08
Raising Revenue	09
Controlling Costs	10
Budget Gap	11
Service Impact	12
Resources	13

As the Town's central policy document, the budget lays out the **community's prioritization of annual, and longer-range objectives, identifies financial goals, and articulates challenges.** An instrument for **turning strategic plans into reality,** the budget constitutes a contract between the Town and its residents, explaining how funds are to be raised and allocated for the delivery of services.

The Town Administrator will annually create a detailed forecast containing five-year projections of revenues and expenditures for all operating funds. In basic terms, this entails reviewing **historical revenue and expenditure trends**, anticipating factors that may impact those trends going forward, analytically developing assumptions, and then formulating reasonable revenue and realistic expenditure projections.

The Town Administrator will produce a **transparent and user-friendly** budget document that illustrates the budget's short- and long-term strategic goals. It will incorporate **narrative information** on departmental and organizational goals, provide details about the plans and resource allocations needed to meet them, and include graphical information about available financial resources.

Local Taxes vs state aid:

FY26: 56% (state aid 25%)

FY24: 56% (state aid 26%)

FY22: 58% (state aid 24%)

FY19: 58% (state aid 25%)

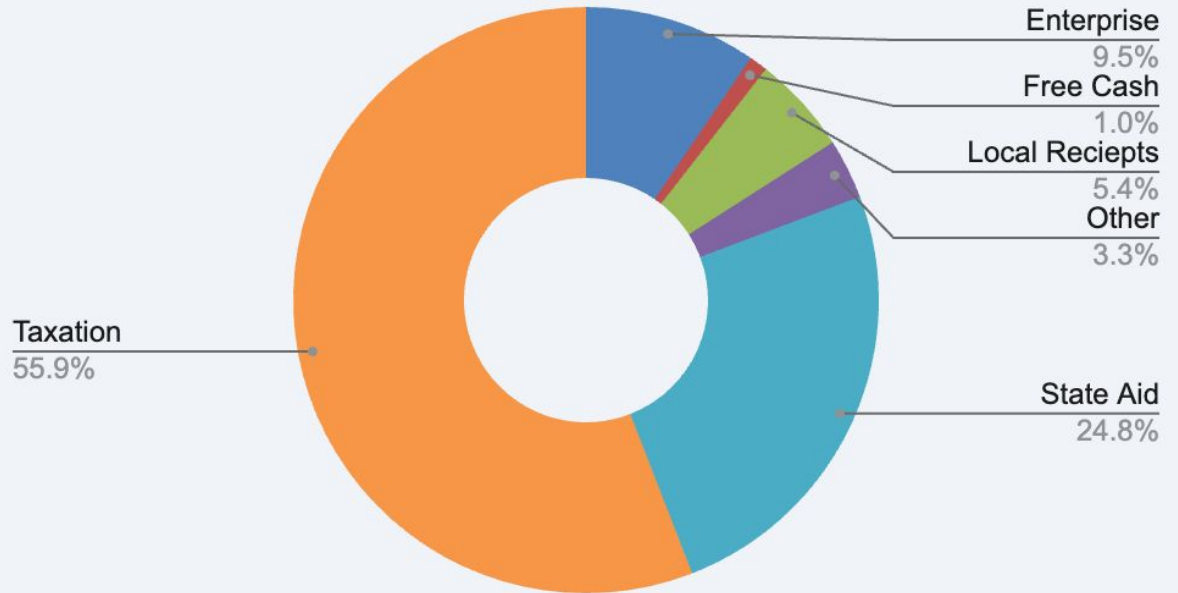
FY17: 55% (state aid 27%)

FY14: 52% (state aid 28%)

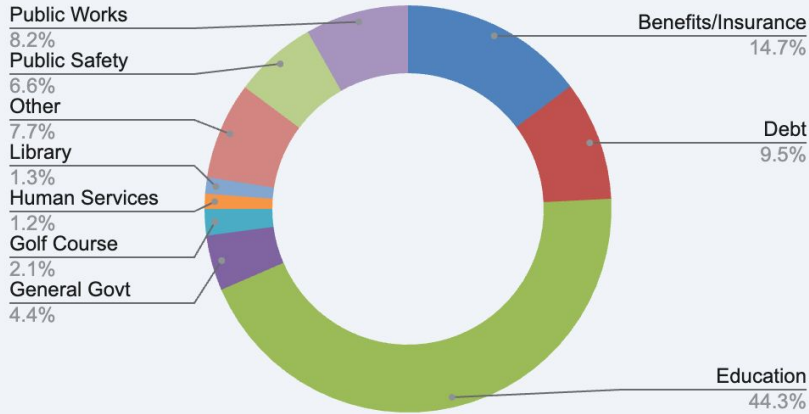
FY12: 51% (state aid 30%)

FY09: 47% (state aid 32%)

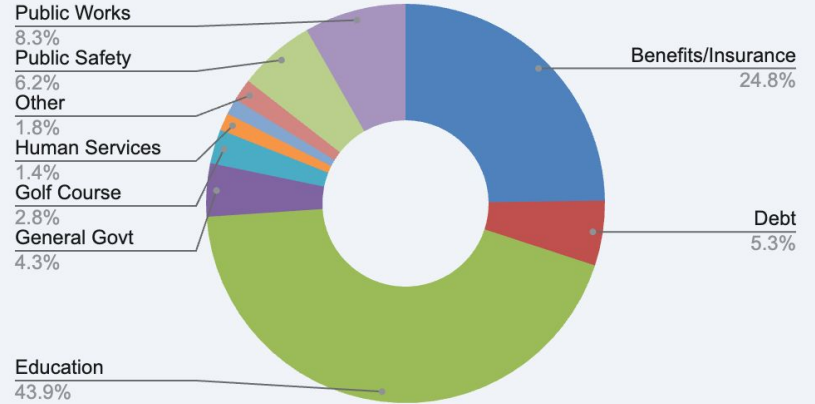
Sources of Funding Distribution (by Percentage)



FY09 Budget Distribution by Category



FY27 Budget Distribution by Category



Balanced = \$64,788,900

Level Service = \$67,123,310

Budget Cuts

- 1% Building
- 1.45% IT
- 6.8% Health
- 6.9% Library
- 7.9% Human Resources
- 8.6% Town Clerk
- 8.74% Police
- 9.6% Public Works
- 10.2% Human Services
- 40% OPEB

State Aid = Advocate for increases in Chapter 70 and UGGA, increases for reimbursements (\$100k)

Local Receipts = Review fees (\$100k)

New Growth = Increase economic development (\$50k)

PILOT = seek voluntary donations (\$100k)

Revenue Challenges = falling interest rates (-\$400k)

Health Insurance = plan design (\$250k)

School Choice/Charter Tuition = retain students (\$350k)

Contractual Increases = reduce COLA requests (\$600k)

Analysis/Audit = Dept of revenue finance study (\$50k)

Regionalization = dispatch (\$150k)

Budget Gap

	Balanced Budget (cuts)	Level Budget
FY27	0	\$2.5m
FY28	\$800k	\$4m
FY29	\$2.2m	\$6.5m
FY30	\$4m	\$9m
FY31	\$6.1m	\$12.2m

Town Hall: reduction in support staff across departments will reduce response times and ability to conduct work

Library: reduction of staffing, may impact ability to borrow from other libraries, unable to staff Gaylord

Human Services: reduction in social work and customer service support, reduction in additional veteran benefits

Public Safety: reduction in school resource and traffic responses, increase overtime, slower response times

Public Works: reduction in staff and supplies for highway and parks maintenance

Budget Task Force: Reports and Research, Information Videos

<https://southhadley.org/1504/Budget-Task-Force>

Budget Information: Budget books and historical data

<https://southhadley.org/679/Budget-Town-Meeting-Documents>

Western Mass Roundtable: Regional budget perspective

<https://southhadley.org/1527/Western-Mass-Roundtable>

Override Information: Impact Calculator and Ballot information

www.southhadley.org/1528/Proposition-25-Override-Information